



Tax Preparation: A Toolkit for Contractors And Trades

2024 TAX YEAR



A woman with dark hair, wearing a tan jacket, is looking down at a laptop in a workshop. The background is filled with various tools and equipment, including a power drill and a workbench.

It's the start of a new tax season.

Tired of the annual tax headache? We know the feeling. Balancing work, family, and the complexity of running your contracting business is a lot. Let us lighten your load. **Our toolkit is designed to simplify your tax season so you can focus on what matters.**

About FBC

For over 70 years, FBC has helped hard-working Canadian small businesses, farmers, contractors, and tradespeople save time and money by connecting them to a people-powered network of tax, bookkeeping, and payroll experts.

We deliver industry-specific support for your business that helps maximize your tax savings, simplify your books and manage your payroll. Our legal services include incorporation, minute book filing, annual returns, financial and estate planning and more. With FBC, people-powered small businesses and farm taxes, bookkeeping, and payroll help are only a click or call away.

Disclaimer: This material is provided for educational and informational purposes only. Always consult a specialist like FBC regarding your specific tax and accounting situation. © FBC 2025

CONTENTS

Do I Have to File a Tax Return Even If I Haven't Made Any Money? 4

What Happens If I Don't File a Tax Return? 5

Filing and Payment Deadlines for the 2024 Tax Year. 6

Tax Instalment Payments 9

2024 Tax Rates 12

RRSPs as a Tax Deferral Mechanism 18

Using Tax Deductions and Credits to Lower Your Tax Bill. 20

Available Tax Deductions 21

Available Tax Credits 26

Capital Cost Allowance for Contractors and Trades. 31

Audits and Accurate Record-Keeping. 36

Preparing Your Employees for Tax Time. 42

Do You Have an Expert in Your Corner? 45

How to Get Ready for Your Tax Prep Appointment 50

Tax Preparation Checklist for Contractors and Trades. 51

Do I Have to File a Tax Return Even If I Haven't Made Any Money?

If you haven't made any income (or are showing a loss), you may think there's no reason to file a tax return. But by not filing your return, you risk your eligibility for certain tax benefits and running afoul of the CRA.

For example, the amount you receive for credits like GST/HST or benefits like the Canada Child Benefit are all determined by the net income you fill out on your tax return. Filing a return also creates contribution room in your Registered Retirement Savings Plan (RRSP) and your Tax-Free Savings Account (TFSA).

Finally, you will avoid accumulating interest charges and penalties with the Canada Revenue Agency (CRA), increasing your stress level and financial burden in the long run.



TIP:

.....
If your business suffered a loss, you could deduct that loss from the income you've earned for the year. This will lower your overall taxable income and the amount of personal income tax you must pay.
.....

What Happens If I Don't File a Tax Return?

If you owe money to the CRA and file your taxes late, you'll have to pay a penalty of 5% of the balance owed plus 1% for each month you are late, to a maximum of 12 months. If you are late multiple years, the penalty can increase to 10% plus 2% for each month your return is late, to a maximum of 20 months.

These percentages sound small, but they begin to add up. Let's look at an example. Janet decided to wait to file her taxes until the following year (12 months later). She originally owed \$8,000, but with penalties, she ended up owing \$9,360.

Original balance owing	\$ 8,000.00
5% penalty for late filing	\$ 400.00
1% per month late x 12 months	\$ 960.00
TOTAL OWING FOR FILING 12 MONTHS LATE	\$ 9,360.00

Late filing penalties may still apply even if you are eligible to get [penalty or interest relief](#).

If you cannot afford to pay the entire amount you owe at once, you may be able to arrange a payment plan with the Canada Revenue Agency (CRA).



Filing and Payment Deadlines for the 2024 Tax Year

You should be aware of several important 2024 income tax return deadlines, especially since these dates will vary depending on how your business is structured. It's also important to pay on time. Postponing filings or payments will only delay problems for a few months, not eliminate them, and you'll potentially accrue more penalties.

Personal and Self-Employment Income Tax Deadline

A self-employed Canadian's standard personal income tax filing date is April 30. If you report self-employment income, you and your spouse or common-law partner have until June 16, 2025, to file your returns. Your [T1 income tax package](#) will include your personal tax form and your T2125 - Statement of Business or Professional Activities.

Although the CRA gives you extra time to file, you must pay it by the personal tax deadline to avoid interest and penalties if you owe any money.

What If I'm Paying Tax in Instalments?

Most individuals who have to pay tax instalments are required to pay quarterly on:

- **March 16**
- **June 16**
- **September 15**
- **December 15**

By making these quarterly payments to the CRA, you pay your taxes throughout the year instead of a lump sum by the personal tax filing deadline.

However, if your primary source of income is self-employment income from farming or fishing, you only have one instalment payment due date per year. You will receive an instalment reminder in November and must make your payments in the current year by December 31.

See more about paying tax in instalments on [page 9](#).



Incorporated Business Tax Deadline

Tax returns for incorporated businesses are due 6 months after the corporation's fiscal year-end.

If you, like many incorporated businesses, made the calendar year-end (December 31) your fiscal year-end, your tax deadline will be June 30th.

If your business is incorporated and has a balance that it still needs to pay, you have until two months after the end of your fiscal tax year to pay it off (two months after year-end).

There are some exceptions to this rule. Canadian-controlled private corporations (CCPCs) with annual business income less than \$500,000 may have up to three months rather than two if they meet the eligibility criteria.

Generally, corporations must pay their taxes in monthly or quarterly instalments. There are some exceptions to this rule, which include (but are not limited to) the following:

- If your business is recently incorporated, you should not be required to make instalment payments until you have started your second fiscal year
- Your tax balance due is less than \$3,000
- You are in a short tax year (less than one month or, in the case of a small CCPC, less than one quarter)

Instalment payments are due on the last day of every month of your tax year or every quarter if you are an eligible small CCPC.



TRYSHA WALKER, EDMONTON

John is the best accountant we've ever come across. We are always impressed with the work he does for us. **He goes above and beyond** the standard to make sure we have the best-case scenario to suit our needs at any given time. We appreciate everything he has helped us with including guiding us on how to properly use QuickBooks to make both our lives easier and faster. We never feel rushed in our meetings, he really takes his time to make sure we understand what's going on and what we should be doing.

We are very glad we found FBC and recommend them to everyone we can.

Underused Housing Tax Deadline

The Underused Housing Tax (UHT) is a federal tax in Canada that came into effect on January 1, 2022. It is an annual 1% tax on the ownership of vacant or underused residential properties in Canada. The UHT primarily targets foreign, non-resident owners, but it can also apply to certain Canadian owners, including some corporations, trustees, and partners.

For the 2024 tax year, UHT returns and payments are due by April 30, 2025. This tax applies to residential properties such as houses, condominiums, and buildings with up to three dwelling units. The tax is calculated based on the property's taxable value, generally greater than the assessed value for property tax purposes or the most recent sale price.

It's important to note that even if an owner qualifies for an exemption and doesn't owe any tax, they may still be required to file a [Form UHT-2900](#). Failure to file can result in significant penalties, with a minimum of \$5,000 for individuals and \$10,000 for corporations. The UHT is separate from provincial and municipal vacancy taxes that may also be in effect in some regions of Canada.

GST/ HST Deadlines

GST/HST registrants in Canada must follow different deadlines for filing and paying taxes, depending on how often they report. There are special rules for self-employed individuals and those making instalment payments:

- **Monthly Filers:** File and pay one month after the end of the reporting period
- **Quarterly Filers:** File and pay one month after the end of the reporting period
- **Annual Filers:** File and pay three months after the fiscal year-end. However, for self-employed individuals with a December 31 fiscal year-end, your payment deadline is April 30, 2025, and filing your deadline is June 16, 2025
- **Instalment Payments:** Instalment payments are due within one month after the end of each of your fiscal quarters

Tax Instalment Payments

If your income needs more tax withheld, or you are self-employed, have rental or investment income, certain pension payments, or have income from more than one job, you may have been asked to pay tax instalments.

Do I Have to Make Tax Instalment Payments?

If your net tax owing was more than \$3,000 (\$1,800 for Quebec) in 2023 and in either 2022 or 2021, you will need to pay instalments in 2024.

Instead of paying one lump sum of taxes on April 30 of the following year, you pay tax instalments in the same year you earn the income. Instalments for farmers/fishers are paid in one instalment payment on December 31. The instalment amount is equal to 66% of the amount calculated by using CRA's [calculations chart for instalment payments for 2024](#).

Calculating Tax Instalments

You have three options to calculate the amount of your required instalment:

1. **No Calculation Option:** This option is best if your income, deductions, and credits stay about the same year to year. The CRA determines the amount of your instalment payments based on the information from your latest assessed tax return.
2. **Prior Year Option:** This option is best if your 2024 income, deductions, and credits will be similar to your 2023 amount but significantly different from those in 2022. You determine the amount of your instalment payments based on the information from your tax return for the 2023 tax year.
3. **Current Year Option:** This option is best if your 2024 income, deductions, and credits significantly differ from those in 2023 and 2022. You determine the amount of your instalment payments based on your estimated current year (2024).

Tax Instalment Deadlines

Tax instalment payments are always due by the following dates (except for farmers and fishers who have a particular calculation owing date on December 31):

- **March 16, 2025**
- **June 16, 2025**
- **September 15, 2025**
- **December 15, 2025**

TIP:

The CRA will look at your prior-year tax return and send instalment reminders to you based on your prior returns.

If you're ever uncertain about whether you should pay your instalments, we recommend speaking with a tax specialist to ensure you avoid Canada Revenue Agency (CRA) interest or penalties..

Tax Instalment Interest and Penalties

If you pay the CRA late or short of your payments, you will be charged interest and penalties for your required instalments.

Because instalment interest is compounded daily at the prescribed interest rate (calculated quarterly and can change every three months), it can differ depending on your business and tax situation.

You will be charged instalment interest if all the following apply:

- You are required to pay in instalments
- You receive an instalment reminder that shows an amount to pay
- You did not make any of your instalment payments, paid late, or paid less than you had to pay

Here's how the CRA calculates your interest:

**Interest on each
instalment payment
you missed**

*Calculated from balance
due date, based on least
interest owed.*

—

**Interest on
each instalment
you paid**

*Calculated from later of
payment date or January 1
to balance due date.*

=

**Your total
interest
charge**

*If more than \$25,
then this is the
amount you owe.*

Instalment Penalties and How to Reduce Them

If you made late payments or didn't pay the right amount, the CRA will also charge you a penalty on top of interest. They only charge the instalment penalty if your interest charges exceed \$1,000.

To calculate the penalty, the CRA charges a flat rate of \$1,000 or 25% of the instalment interest you would have paid if you didn't make instalment payments, whichever amount is higher. The higher amount is subtracted from your actual instalment interest charges for 2024. Then, the difference is divided by two (2), and the result is your penalty.

The CRA will reduce or eliminate interest and penalties if you show a good act of faith, such as:

- Overpaying your next instalment payment, or
- Paying your next instalment early

Feeling Overwhelmed by Back Taxes?

It's easy to fall behind on taxes. Busy schedules, unexpected expenses, and complex tax laws can quickly lead to a daunting tax burden. But don't worry—you're not alone.

By partnering with a qualified tax provider, you can:

- **Gain Control:** Reclaim your financial future.
- **Reduce Stress:** Let experts handle the complexities.
- **Minimize Penalties:** Avoid costly consequences.

Connect with a tax specialist and take the first step towards a stress-free tax future.

Example: Calculating Instalment Penalties and Interest

For 2024, John made instalments that were less than he should have paid. As a result, his actual instalment interest charges for 2024 are \$2,500.

If John had not made any instalment payments in 2024, his instalment interest charges would have been \$3,200.

To calculate John's penalty, we first determine whether the flat rate of \$1,000 is higher than the instalment interest calculation (25%):

INSTALMENT INTEREST CALCULATION

$$\text{\$3,200 (total interest with no payments)} \times 25\% \text{ (instalment interest)} = \text{\$800}$$

Since the flat rate (\$1,000) is higher than the 25% calculation (\$800), we use the flat rate to calculate John's penalty:

FLAT RATE CALCULATION

$$\text{\$2,500 (interest charges)} - \text{\$1,000 (flat rate)} = \text{\$1,500}$$

TOTAL PENALTY CALCULATION

$$\text{\$1,500 (difference between interest and flat rate)} \div 2 = \text{\$750}$$

Source: <https://www.canada.ca/en/revenue-agency/services/payments/payments-cra/individual-payments/income-tax-instalments/interest-penalty-charges.html>

2024 Tax Rates

In a marginal tax rate system like Canada’s, taxpayer income is divided into tax brackets. These brackets determine the rate of tax applied to the taxable income that falls within that range.

Many believe that if they move up a tax bracket, they’ll have to pay a higher rate on their entire income. In reality, the first dollar you earn will be taxed at the rate for the lowest tax bracket, and your last dollar earned will be taxed at the rate of the highest bracket for your total taxable income. The taxable income you earn between the lowest and highest rates will be taxed at the appropriate rate(s) for that range.

Personal Income Tax Rates

If you operate your business as a sole proprietor or are self-employed, any income you earn through your business is taxed at federal and provincial/territorial rates. For the 2024 tax year, personal income is taxed as follows:

FEDERAL INCOME TAX RATES

FEDERAL INCOME TAX RATES FOR 2024	
15%	on the portion of taxable income that is \$55,867 or less, plus
20.5%	on the portion of taxable income over \$55,867 up to \$111,733, plus
26%	on the portion of taxable income over \$111,733 up to \$173,205, plus
29%	on the portion of taxable income over \$173,205 up to \$246,752, plus
33%	on the portion of taxable income over \$246,752

Source: <https://www.canada.ca/en/revenue-agency/services/tax/individuals/frequently-asked-questions-individuals/canadian-income-tax-rates-individuals-current-previous-years.html>



PROVINCIAL AND TERRITORIAL PERSONAL INCOME TAX RATES (EXCLUDING QUEBEC)

Tax for provinces and territories is calculated the same way as federal tax. Once you know your taxable income (net income after claiming all deductions), you can then calculate your tax owing on that income. Calculate your federal income tax, then your provincial tax, and add the two together.

PROVINCES AND TERRITORIES	RATES
Alberta	
	10% on the portion of taxable income that is \$148,269 or less, plus
	12% on the portion of taxable income over \$148,269 up to \$177,922, plus
	13% on the portion of taxable income over \$177,922 up to \$237,230, plus
	14% on the portion of taxable income over \$237,230 up to \$355,845, plus
	15% on the portion of taxable income over \$355,845
British Columbia	
	5.06% on the portion of taxable income that is \$47,937 or less, plus
	7.7% on the portion of taxable income over \$47,937 up to \$95,875, plus
	10.5% on the portion of taxable income over \$95,875 up to \$110,076, plus
	12.29% on the portion of taxable income over \$110,076 up to \$133,664, plus
	14.7% on the portion of taxable income over \$133,664 up to \$181,232, plus
	16.8% on the portion of taxable income over \$181,232 up to \$252,752, plus
	20.5% on the portion of taxable income over \$252,752
Manitoba	
	10.8% on the portion of taxable income that is \$47,000 or less, plus
	12.75% on the portion of taxable income over \$47,000 up to \$100,000, plus
	17.4% on the portion of taxable income over \$100,000
New Brunswick	
	9.4% on the portion of taxable income that is \$49,958 or less, plus
	14% on the portion of taxable income over \$49,958 up to \$99,916, plus
	16% on the portion of taxable income over \$99,916 up to \$185,064, plus
	19.5% on the portion of taxable income over \$185,064

Newfoundland and Labrador	
	8.7% on the portion of taxable income that is \$43,198 or less, plus
	14.5% on the portion of taxable income over \$43,198 up to \$86,395, plus
	15.8% on the portion of taxable income over \$86,395 up to \$154,244, plus
	17.8% on the portion of taxable income over \$154,244 up to \$215,943, plus
	19.8% on the portion of taxable income over \$215,943 up to \$275,870, plus
	20.8% on the portion of taxable income over \$275,870 up to \$551,739, plus
	21.3% on the portion of taxable income over \$551,739 up to \$1,103,478, plus
	21.8% on the portion of taxable income over \$1,103,478
Northwest Territories	
	5.9% on the portion of taxable income that is \$50,597 or less, plus
	8.6% on the portion of taxable income over \$50,597 up to \$101,198, plus
	12.2% on the portion of taxable income over \$101,198 up to \$164,525, plus
	14.05% on the portion of taxable income over \$164,525
Nova Scotia	
	8.79% on the portion of taxable income that is \$29,590 or less, plus
	14.95% on the portion of taxable income over \$29,590 up to \$59,180, plus
	16.67% on the portion of taxable income over \$59,180 up to \$93,000, plus
	17.5% on the portion of taxable income over \$93,000 up to \$150,000, plus
	21% on the portion of taxable income over \$150,000
Nunavut	
	4% on the portion of taxable income that is \$53,268 or less, plus
	7% on the portion of taxable income over \$53,268 up to \$106,537, plus
	9% on the portion of taxable income over \$106,537 up to \$173,205, plus
	11.5% on the portion of taxable income over \$173,205
Ontario	
	5.05% on the portion of taxable income that is \$51,446 or less, plus
	9.15% on the portion of taxable income over \$51,446 up to \$102,894, plus
	11.16% on the portion of taxable income over \$102,894 up to \$150,000, plus
	12.16% on the portion of taxable income over \$150,000 up to \$220,000, plus
	13.16% on the portion of taxable income over \$220,000

Prince Edward Island	
	9.65% on the portion of taxable income that is \$32,656 or less, plus
	13.63% on the portion of taxable income over \$32,656 up to \$64,313, plus
	16.65% on the portion of taxable income over \$64,313 up to \$105,000, plus
	18.00% on the portion of taxable income over \$105,000 up to \$140,000, plus
	18.75% on the portion of taxable income over \$140,000
Saskatchewan	
	10.5% on the portion of taxable income that is \$52,057 or less, plus
	12.5% on the portion of taxable income over \$52,057 up to \$148,734, plus
	14.5% on the portion of taxable income over \$148,734
Yukon	
	6.4% on the portion of taxable income that is \$55,867 or less, plus
	9% on the portion of taxable income over \$55,867 up to \$111,733, plus
	10.9% on the portion of taxable income over \$111,733 up to \$173,205, plus
	12.8% on the portion of taxable income over \$173,205 up to \$500,000, plus
	15% on the portion of taxable income over \$500,000

Source: <https://www.canada.ca/en/revenue-agency/services/tax/individuals/frequently-asked-questions-individuals/canadian-income-tax-rates-individuals-current-previous-years.html>

Small Business Corporate Tax Rates

One benefit of incorporating your business is that Canadian-controlled private corporations (CCPCs) can use the Small Business Tax Deduction (SBD). The SBD provides small CCPC with a reduced tax rate payable on annual income up to \$500,000 (or \$600,000 in Saskatchewan).

If your corporation holds more than \$50,000 of passive investment income, you will see a reduction in the amount that your active income is eligible for the small business tax rate.

Tax Implications for Personal Service Business

If you have incorporated your business to provide services to one other company, you might be considered a personal services business (PSB). Generally, a PSB exists when the individual performing the work would be considered an employee of the hiring company if it were not for the existence of the corporation.

If you are considered a PBS, you will not be eligible for the small business tax deduction. Your incorporated business will be subject to higher tax rates than those listed below.

To determine if you're a PSB, visit the CRA's website under "[Worker who performs services on behalf of their own corporation \(personal services business\)](#)."


CORPORATE 2024 TAX RATES FOR CCPC (EXCLUDING QUEBEC)

	SMALL BUSINESS INCOME RATE	SBD LIMIT	ACTIVE BUSINESS INCOME RATE	INVESTMENT OR PASSIVE INCOME RATE
Federal	9.0%	\$500,000	15.0%	38.7%
Alberta	2.0%	\$500,000	8.0%	8.0%
British Columbia	2.0%	\$500,000	12.0%	12.0%
Manitoba	0.0%	\$500,000	12.0%	12.0%
New Brunswick	2.5%	\$500,000	14.0%	14.0%
Newfoundland & Labrador	2.5%	\$500,000	15.0%	15.0%
Nova Scotia	2.5%	\$500,000	14.0%	14.0%
Northwest Territories	2.0%	\$500,000	11.5%	11.5%
Nunavut	3.0%	\$500,000	12.0%	12.0%
Ontario	3.2%	\$500,000	11.5%	11.5%
Prince Edward Island	1.0%	\$500,000	16.0%	16.0%
Saskatchewan	1%	\$600,000	12.0%	12.0%
Yukon	0.0%	\$500,000	12.0%	12.0%

COMBINED FEDERAL AND PROVINCIAL 2024 TAX RATES FOR CCPC (EXCLUDING QUEBEC)

PROVINCE/ TERRITORY	SMALL BUSINESS INCOME RATE*	PERSONAL SERVICES BUSINESS RATE	ACTIVE BUSINESS INCOME RATE	INVESTMENT OR PASSIVE INCOME RATE
Alberta	11.0%	41.0%	23.0%	46.7%
British Columbia	11.0%	45.0%	27.0%	50.7%
Manitoba	9.0%	45.0%	27.0%	50.7%
New Brunswick	11.5%	47.0%	29.0%	52.7%
Newfoundland & Labrador	1.5%	48.0%	30.0%	53.7%
Nova Scotia	11.5%	47.0%	29.0%	52.7%
Northwest Territories	11.0%	44.5%	26.5%	50.2%
Nunavut	12.0%	45.0%	27.0%	50.7%
Ontario	12.2%	44.5%	26.5%	50.2%
Prince Edward Island	10.0%	49.0%	31.0%	54.7%
Saskatchewan	10/11%	45.0%	27.0%	50.7%
Yukon	9.0%	45.0%	27.0%	50.7%

*Note: the Small Business Deduction Limit is \$500,000 for all listed provinces and territories, except Saskatchewan, which is set at \$600,000.



RRSPs as a Tax Deferral Mechanism

There is a reason that most Canadians race to contribute to their Registered Retirement Savings Plan (RRSP) before the deadline each year: it provides immediate tax relief by lowering your taxable income while providing tax sheltered growth.

To maximize the benefits of the RRSP, you should contribute to it when you're in a higher tax bracket and withdraw from it when you're in a lower tax bracket, like when you're retired.

RRSP Deduction Limit Versus Contribution Room

Your RRSP deduction limit and contribution room are not the same thing:

- **Deduction Limit:** The amount you can put into your RRSP and use as a deduction on your income tax. For the 2024 tax year, it is up to 18% of your reported 2023 income (to a maximum of \$31,560, whichever is less).
- **Contribution Room:** Unused deductions accumulate over time, so your contribution limit is the current year's deduction limit plus any unused deduction room from previous years.

The CRA keeps track of your contributions, so the easiest way to find out what you can contribute in 2024 is to review your latest notice of assessment or notice of reassessment. You can also find it on a [T1028 form](#), which the Canada Revenue Agency (CRA) sends you if your RRSP deduction limit has changed since your last assessment.

The RRSP contribution deadline is always 60 days after December 31 of the taxation year. For the 2024 tax year, it is February 28, 2025.



Example: Calculating Contribution Room

Mary's full-time, pre-tax employment income in 2023 was \$80,000. Her maximum deduction limit for the 2024 tax year would be calculated as follows: $\$80,000 \times 18\% = \$14,400$ (less than the maximum limit of \$30,780).

Mary can deduct up to \$14,400 through her RRSP contribution for the 2024 tax year.

If Mary contributes \$6,000 to her RRSP for 2024, she'll have \$8,400 that she can carry forward in the contribution room for the 2025 tax year. Assuming her deduction limit stays the same, she will be able to contribute a total of \$22,800 (\$14,400 + \$8,400).

2023 income	\$ 80,000
2024 maximum deduction ($\$80,000 \times 18\%$)	\$ 14,400
Less 2024 actual contribution	- \$ 6,000
Contribution carry-forward ($\$14,400 - \$6,000$)	= \$ 8,400
2025 CONTRIBUTION ROOM	\$ 22,800

Using Tax Deductions and Credits to Lower Your Tax Bill

We'll outline tax credits and deductions that may help small business owners pay less, but first, let's explore the differences between tax deductions and tax credits.

Tax Deductions Versus Tax Credits

Tax deductions or “write-offs” are allowable business expenses that lower your taxable income before tax is applied. A tax credit will directly reduce the final amount of tax you must pay to the Canada Revenue Agency (CRA).

Small business tax deductions include rent, office supplies, advertising, and promotion expenses. The total impact of the deduction on your taxable income depends on your variable tax rate – this means it will always be calculated as a percentage. You must also claim tax deductions in the same year the expense was incurred.

Generally, tax credits are calculated as a percentage of the total amount you paid. For example, let's say your unincorporated small business donates \$150 to a charitable organization. You would be eligible for a federal charitable tax credit of up to 15% of that amount or \$22.50.

Unlike deductions, credits reduce the tax amount owing on a dollar-for-dollar basis. For example, if your total tax credits combined equal \$100, you would subtract \$100 from your total tax owed.



ANGELA LEE, CALGARY

I have been using FBC for personal and business taxes going on 15 years.

Adam, my personal tax specialist, has been incredibly helpful. His knowledge has guided me through several life/business changes, and I appreciate the expertise he has shared over the years!

Available Tax Deductions

We've compiled a list of top tax deductions to help lower your tax bill.

ADVERTISING AND PROMOTIONAL EXPENSES

You can deduct expenses for online advertising, advertising on Canadian radio and television stations, Canadian newspapers and magazines, and promotional materials like business cards and pamphlets.

Sponsorship of local sports teams and other branded charitable donations can be claimed as advertising if the materials include your branding and logo, which could increase awareness of your business.

BAD DEBTS

If you are owed money from a client but cannot collect it within a year, you may be able to claim it.

Not all bad debt is eligible. The CRA will not let you claim bad debts related to a mortgage or debts that result from a conditional sales agreement. We advise business owners to speak to a tax specialist for more information.

BUSINESS TAXES, LICENSES AND MEMBERSHIPS

You can deduct annual license fees (beverage, trade, motor vehicle licenses) and some business taxes (municipal taxes, land transfer taxes, gross receipt tax, health and education tax and hospital tax). You can also deduct annual dues or fees for trade or commercial associations and magazine subscriptions, if necessary, to earn business income.

Note: golf club memberships are not tax deductible. They're one of the items restricted explicitly by the CRA regarding tax deductions.

BUSINESS-USE-OF-HOME EXPENSES

You can deduct expenses for the business use of a workspace in your home. This includes part of your maintenance costs (cleaning materials, utilities, home insurance) along with part of your property taxes, mortgage interest and capital cost allowance.



HOW TO CALCULATE YOUR BUSINESS-USE-OF-HOME EXPENSES

You can claim this expense as a tax deduction if the workspace in your home is the principal place of business or if you use the space only to earn business income and meet regularly with your customers in the workspace.

To claim this expense and avoid CRA scrutiny, make sure you've calculated the percentage of your home used for your business and apply that percentage to the tax deduction. For example:

Total living space	1,000 ft ²
Total office space	100 ft ²
Percentage of home used for business (1,000 ft ² ÷ 100 ft ²)	10%
Annual electricity bill	\$ 1,000
Multiply by percentage of home used for business	× 10%
TOTAL DEDUCTION	\$ 100

CHARITABLE DONATIONS

Corporations can claim eligible charitable donations to a limit of 75% of net income. The donation must be made within the corporation's fiscal year to be claimed as an expense, but you can carry forward unclaimed donations for up to five years.

Note that sole proprietorships cannot deduct charitable donations from their net income from their business but will obtain a non-refundable tax credit for their charitable donations.

CELL PHONE AND INTERNET COSTS

You can deduct some or all of the costs if you use your cell phone or internet for work. This includes your monthly plan and internet service fees.

DEPRECIATION EXPENSE

If you purchase a capital asset (furniture, equipment, computers, etc.), you cannot claim the total purchase amount in one year. Instead, you claim the depreciation amount (Capital Cost Allowance or CCA) based on the rate the CRA allows. Please speak with a tax specialist to ensure you're using the correct CCA class and claiming the correct amount.

INTEREST AND BANK CHARGES

You can deduct interest on money borrowed for business purposes or buying property for your business. You can't deduct the loan's principal, mortgage payments, or any money borrowed for personal purposes.

You can deduct the fee you pay to reduce the interest rate on your loan, along with any penalty a bank charges you for paying off your loan before it is due. Talk to your tax specialist for more information.

INSURANCE PREMIUMS

You can deduct insurance premiums you pay for insurance on buildings, machinery, and equipment you use for your business.

LEGAL AND ACCOUNTING FEES

Fees for accounting, bookkeeping, tax preparation and finances can be deducted, along with legal costs.

MEALS AND ENTERTAINMENT

You can deduct 50% of your meal and entertainment expenses for business purposes.


MOTOR VEHICLE EXPENSES

Suppose you're self-employed and use your car regularly for business-related activities. In that case, you can deduct a portion of your license and registration fees, fuel and oil costs, insurance, maintenance and repairs and leasing costs.

Please see [Audits and Accurate Record Keeping](#) for more information on tracking this type of mileage, calculating your deduction, and determining vehicle expense rules for incorporated businesses.

OFFICE EXPENSES

This includes small items like pens, pencils, paper clips and stationery. You can't claim calculators, filing cabinets, chairs and desks, which are capital items.



RENT

You can deduct rent incurred for property used in your business.

REPAIRS AND MAINTENANCE

You can deduct the cost of labour and materials for any minor repairs or maintenance done to the property you use to earn income.

SALARIES, WAGES AND BENEFITS

You can deduct employees' gross salaries and other benefits incurred by you as the employer. As the employer, you must deduct your part of CPP contributions and employment insurance premiums. You can also deduct workers' compensation amounts payable on employees' remuneration. You can deduct salaries paid to yourself or business partners ONLY if you are incorporated and pay yourself a salary through the corporation.

TRAVEL EXPENSES

You can deduct travel expenses, including transportation fares and hotel accommodation. If you temporarily relocate to another work location in Canada to complete a job, you may be eligible to claim the Labour Mobility Deduction (LMD).



Labour Mobility Deduction (LMD) for Tradespeople

Tradespeople and apprentices in the construction industry who are required to temporarily relocate to a different work location within Canada can claim the Labour Mobility Deduction (LMD). This deduction helps offset the costs associated with temporary relocations, such as transportation, meals, and lodging.

WHAT EXPENSES CAN BE CLAIMED?

To claim the LMD, you can deduct eligible expenses such as:

- **Transportation Costs:** Round-trip transportation costs between your home and temporary work location.
- **Meal Expenses:** Costs of meals during the round trip.
- **Temporary Lodging Costs:** Costs of temporary lodging at the work location.

HOW TO CLAIM THE LMD

To claim the LMD, you'll need to fill out [Form T777 Statement of Employment Expenses](#). This form is used to calculate and report your employment-related expenses, including those related to temporary relocations.

KEY POINTS TO REMEMBER

- **Temporary Work Location:** The work location must be temporary and at least 150 kilometers closer to the temporary lodging than your permanent residence.
- **Expense Limits:** The total LMD claim is capped at \$4,000 per year and is limited to 50% of your income earned at the temporary work location.
- **Record Keeping:** Keep detailed records of all expenses, including receipts, invoices, and a log of mileage driven. In this case of a review or audit, you will need to be able to produce these.

TOOLS, EQUIPMENT AND SAFETY GEAR

You can claim tools and equipment if you need to use them for your job and not for any other purpose. Safety gear, such as steel-toed boots, tool belts, and hard hats, is also deductible.

Note: This does not include any tools or equipment valued at more than \$500 each, considered capital items. Capital items must be written off over a period of years using the Capital Cost Allowance rules.

See [Capital Cost Allowance for Contractors and Trades](#).

Available Tax Credits

When you run your own business, every dollar counts. That's why using every tool available to lower your tax burden, including tax credits, is so important.

Tax Credits for Individuals

CANADA TRAINING CREDIT

The Canada Training Credit (CTC) is a refundable tax credit that helps Canadians cover the costs of eligible training fees. To be eligible, you must be a Canadian resident aged 26-65 with an income between \$10,000 and \$150,000. You accumulate \$250 per year towards a lifetime limit of \$5,000. You can claim up to half of your eligible tuition and fees paid to a Canadian educational institution. The CTC is applied directly to your tax return, reducing your taxes owed or increasing your refund.

CHARITABLE TAX CREDIT

You will receive a tax credit for charitable donations as an unincorporated contractor or individual.

Before making a charitable donation, you should [determine the eligible amount](#) you can claim as a tax credit and confirm that the registered charity meets all CRA requirements.


For example, Amanda donates \$1,000 to her local minor hockey team (a registered charity) for her unincorporated business. As a “thank you,” she receives free tickets to the team’s silent auction fundraiser, valued at \$150. Amanda received an advantage of \$150 in this case, so the eligible gift amount is only \$850 ($\$1,000 - \$150 = \850).

According to the CRA, once you determine your donations are eligible, in any one year, you can claim:

- Donations made by December 31 of the applicable tax year
- Any unclaimed donations made in the previous five years
- Any unclaimed contributions made by your spouse or common-law partner in the year or the last 5 years.

You can claim eligible gifts up to a limit of 75% of your net income; gifts of certified cultural property or ecologically sensitive land can be claimed up to 100% of your income.

There are two charitable tax credits: one rate for the federal government and one rate for the province or territory in which you live. Use the charitable donation tax credit rates table to calculate your credit.



The CRA provides the following example to illustrate how this calculation works. A donor in Alberta with a taxable income of \$40,000 will donate \$700 in 2024. Their tax credit is calculated as the total of:

FEDERAL CREDIT CALCULATION	TAX CREDIT VALUE
15% on the first \$200	\$30
29% on the remaining \$500	\$145
Total federal credit	\$175

PROVINCIAL CREDIT CALCULATION	TAX CREDIT VALUE
10% on the first \$200	\$20
21% on the remaining \$500	\$105
Total provincial credit	\$125

TOTAL FEDERAL CREDIT	TOTAL PROVINCIAL CREDIT	TOTAL CHARITABLE TAX CREDIT
\$175	\$125	\$300

In this example, the total charitable donation tax credit for 2024 is \$300. Speak to a tax specialist to ensure you receive credit for your annual charitable donations properly, or visit the CRA's website under [“Charities and Giving”](#).

Note: Charitable donations are a Division C tax deduction for incorporated businesses. Please speak to a tax specialist if you have any questions about donations and their tax implications.

DIGITAL NEWS SUBSCRIPTION TAX CREDIT

The Digital News Subscription Tax Credit is a non-refundable tax credit designed to support Canadian journalism. It allows individuals to claim up to \$500 in eligible digital news subscription expenses annually. The subscription must be to a Qualified Canadian Journalism Organization (QCJO) to qualify. This credit is intended to help sustain quality journalism in Canada by encouraging individuals to subscribe to digital news sources.





JM FARMS, SMITH FALLS

Jesse is always polite punctual and well informed. We appreciate his willingness to share a wealth of financial knowledge and other interest. We look forward to meeting with him several times a year. **We would recommend him to anyone.** Thank you, Jesse!

DISABILITY TAX CREDIT

The Disability Tax Credit (DTC) is a non-refundable tax credit designed to help individuals (or their dependents) with severe and prolonged mental or physical impairments or their supporting family members reduce their income tax burden.

To qualify, a medical practitioner must certify that you/your dependent has a significant impairment that limits your ability to perform basic life activities by DTC criteria. If approved, the DTC can provide a substantial tax credit, which can help offset the additional costs associated with a disability, such as medical expenses, assistive devices, or modified housing.

Tax Credits For Small Business

APPRENTICESHIP JOB CREATION TAX CREDIT

If you have hired an apprentice, you can claim 10% of their wages, up to a maximum of \$2,000 per eligible employee.

An eligible apprentice works for you in a qualifying trade during the first two years of their field of expertise. Any unused credit can be carried back three years and carried forward up to 20 years (to help offset larger tax bills).

To learn more about this tax credit, please visit the [CRA website](#).

INPUT TAX CREDIT

Suppose you have a registered GST/HST number. In that case, you may be eligible to recover GST/HST paid or payable on purchases and expenses related to your contracting business by claiming input tax credits.

To claim this credit, keep track of GST/HST paid on all eligible business expenses and claim them when you file your GST/HST return. Be sure to keep your receipts should you be required to back up your claims.

What expenses are eligible for input tax credits?

To claim an input tax credit, the expense(s) must be reasonable in quality, nature, and cost about the nature of your business. The following expenses may be eligible for input tax credits:

- Business-use-of-home expenses
- Delivery and freight charge
- Fuel costs
- Legal, accounting, and other professional fees
- Maintenance and repairs
- Meals and entertainment (allowable part only)
- Motor vehicle expenses
- Office expenses
- Rent
- Telephone and utilities
- Travel

The following expenses are NOT eligible for the input tax credit:

- Certain capital property
- Taxable supplies of property and services bought or imported to make exempt supplies of property and services.
- Membership fees or dues to any club whose primary purpose is to provide recreation, dining, or sporting facilities (including fitness clubs, golf clubs, and hunting and fishing clubs) unless you acquire the memberships to resell in the course of your business
- Property or services you bought or imported for your consumption, use, or enjoyment

INVESTMENT TAX CREDITS

According to CRA rules, small business owners may be eligible to claim one of the following investment tax credits (ITC) if any of the following applies:

- You bought certain new buildings, machinery, or equipment, and they were used in some regions of Canada in qualifying activities such as farming, fishing, logging, manufacturing, or processing
- You have done work that qualifies for scientific research and experimental development (SR&ED) tax incentives
- You employ an eligible apprentice and want to claim an Apprenticeship Job Creation Tax Credit
- You have unclaimed credits earned in the last 10 years

What if you qualify for investment tax credits but still need to claim them? You can carry forward credits earned in tax years that end after 1997 for up to 20 years. You can also repay the credit you earn for up to three years. You may be able to claim a refund of your unused ITCs as well.

There are eligibility rules and requirements that must be met before claiming investment tax credits, so consult a tax specialist to ensure you follow the rules.

Atlantic Investment Tax Credit

This credit supports investments in qualified property – equipment, buildings, and machines – mainly used for farming, fishing, logging, manufacturing, processing, storing grain, or harvesting peat.

Investments in newly acquired property used mainly in Atlantic Canada and the Atlantic Region are calculated using a specified percentage of 10%.

Clean Technology Credit Investment Tax Credit

The Clean Technology Investment Tax Credit (CTITC) is a government incentive to encourage businesses to invest in clean technology. For incorporated tradespeople, this credit can provide a significant tax benefit.

To be eligible, your business must invest in specific types of clean technology equipment or infrastructure, such as energy-efficient heating and cooling systems, solar panels, or electric vehicle charging stations. The credit is calculated as a percentage of up to 30% of the cost of the eligible investment.

Employers who meet the prevailing wage and apprenticeship requirements (where applicable) can also avoid claiming the reduced tax credit rate.

You can learn more by visiting the [CRA's website](#). However, as with all ITCs, specific requirements must be followed, so you may want to consult a tax expert before making any decisions.

Scientific Research And Experimental Development Tax Credit

The [Scientific Research and Experimental Development Tax Credit \(SR&ED\)](#) program allows you to deduct scientific research and development expenses to reduce your taxable income.

Your SR&ED investment tax credit will be at least 15% for individuals and can be as much as 35% of your qualified expenditures for corporations. As with any ITCs, you can carry them back three years or forward 20 years and apply them against tax payable for other years.

According to the CRA, to claim the Scientific Research and Experimental Development (SR&ED) investment tax credit (ITC), the work must meet two requirements:

- The work is conducted for the advancement of scientific knowledge or to achieve a technological advancement, and,
- Work is a systematic investigation or search carried out in a field of science or technology, utilizing experimentation or analysis.

Depending on where you live, you may also qualify for additional tax credits and grants through [provincial governments and territories](#).

Capital Cost Allowance for Contractors and Trades

If you purchase depreciable property—such as a vehicle, tools, or equipment—valued at more than \$500 for your contracting business, you can't deduct the entire cost as an expense in one taxation year.

Since these assets wear out over time and are considered “capital,” you can deduct their cost over several years using the [Capital Cost Allowance \(CCA\)](#).

The CCA is the portion of an asset that the Canada Revenue Agency (CRA) allows you to deduct as depreciation on your yearly tax return.

There are a few rules you need to follow to claim CCA:

- You cannot deduct its total cost when calculating your net business income for the year you acquired the asset or property. It must be deducted over the years and is subject to the [Class allowances defined by the CRA](#).
- CCA can only be deducted from available assets at the end of your fiscal year. If you purchased an asset that isn't available for use, you can't claim CCA in that tax year. For example, let's say you buy a combine in the fall, but it hasn't been manufactured yet – it wouldn't be eligible for CCA since it's not available for use yet.
- While you don't have to use your purchase in the fiscal year you acquired it, it must be delivered and made available to you and be capable of performing the function for which you bought it.

Different rules and classes depend on the asset, its use and value. We recommend talking to a tax specialist to determine the optimal application for this deduction.



How Much CCA Can I Claim?

It depends on the type of property you own and when you acquired it. The CRA divides fixed assets into different classes, each with a different depreciation rate.

For example:

- Class 8 property includes portable generators providing 20% CCA.
- Class 10 includes trailers, which give a 30% CCA.

You don't have to claim the maximum amount of CCA in any given year. You can claim the amount you'd like, from zero to the maximum allowed for the year. This is an excellent opportunity to take stock of your tax position and if it would benefit you to claim CCA.

If you don't have to pay income tax for the year, you may not want to claim CCA since it reduces the balance of the class by the amount of CCA claimed. As a result, the amount of CCA you can claim in future years will be reduced. In this case, you could save the CCA for future years when your tax bill is higher.

If you hope to bring down your income and purchase a fixed asset in the current fiscal year, you can take advantage of the Canadian government's accelerated investment incentive.

Half-Year Rule

Traditionally, the Half-Year Rule limited CCA claims to half the regular rate in the year of acquisition. However, the Accelerated Investment Incentive, introduced in 2018, has modified this:

1. **First Year of Acquisition:** The traditional Half-Year Rule has been suspended for most property classes under the Accelerated Investment Incentive. Instead of claiming only half of the regular CCA in the first year, you can now claim up to 1.5 times the normal first-year CCA.
2. **Subsequent Years:** Following the acquisition, you can claim the total CCA amount based on the asset's class and depreciation rate as the CRA prescribes.
3. **Recapture:** If you sell or dispose of the asset before the end of its useful life, you may need to recapture some of the CCA that you previously claimed. This accounts for the depreciation deduction you received but didn't use because you disposed of the asset early.
4. **Terminal Loss:** If you sell an asset for less than its undepreciated capital cost (UCC), you can claim a terminal loss. This can help offset income in the year of sale.
5. **Immediate Expensing for CCPCs:** Canadian-controlled private corporations (CCPCs) can immediately expense the entire purchase of eligible capital depreciable property in certain classes for assets acquired after April 19, 2021, and before 2024.

It's important to note that not all assets are subject to the Half-Year Rule. Some assets, like certain vehicles, are subject to different CCA rules.

The specific CCA rates and rules for different classes of assets can change over time, so it's essential to seek guidance from a tax specialist to ensure you are accurately tax planning and reporting for your business.

If you purchased capital assets in 2024, you may be able to take advantage of two key tax incentives to make significant deductions in the first year of purchase: Accelerated Investment Incentive (AII) and Immediate Expensing Property (IEP).

The Half-Year Rule would be suspended for property that uses the accelerated investment incentive or immediate expensing provisions (see next section).

ACCELERATED INVESTMENT INCENTIVE (AII)

The Accelerated Investment Incentive (AII) enhances eligible property's first-year Capital Cost Allowance (CCA). It applies to eligible assets purchased after November 20, 2018, and available for use before 2028.

The two main benefits provided by AII are:

1. You can apply the prescribed CCA rate one-and-a-half times in the first year an eligible asset was purchased.
2. The half-year rule does not apply in the year of acquisition, effectively allowing a first-year allowance equal to three times the average first-year deduction.

Important Notes:

- All is currently in its phase-out period (2024-2027). The enhanced deduction will gradually decrease each year until 2028.
- All does not increase the overall CCA you can deduct - only the allowable amount in the first year of purchase.
- An increased first-year deduction means your subsequent year deductions will be reduced.

IMMEDIATE EXPENSING PROPERTY (IEP)

Immediate expensing rules allow businesses to deduct the total cost of qualifying assets in the year they are acquired rather than depreciating them over time.

To qualify for immediate expensing, the asset must meet specific criteria set by the CRA:

For Canadian Controlled Private Corporations (CCPCs):

- Property must have been acquired on or after April 19, 2021, and became available before January 1, 2024.
- Maximum deduction of \$1.5 million per taxation year.

Note: This program ended for CCPCs as of 2024.

For Canadian resident individuals (unincorporated) or partnerships where all members are individuals:

- The eligible property must be purchased on or after January 1, 2022, and available before 2025.
- This program was still active for the 2024 tax year.

Eligible property includes all assets subject to CCA rules, with exceptions for certain long-lived asset classes (Classes 1 to 6, 14.1, 17, 47, 49, and 51).

Strategic Considerations for Tax Incentives and CCA

1. **Timing of purchases:** Consider the phase-out period of AII when planning major asset acquisitions.
2. **Interaction with other incentives:** Some CCA classes (e.g., Classes 43.1, 43.2, and 53) have full expensing measures that may interact with AII.
3. **Unincorporated businesses:** You still have the opportunity to benefit from immediate expensing until the end of 2024.
4. **CCPCs:** While immediate expensing has ended, you can still benefit from AII for eligible purchases.
5. **Plan for the future:** Consider how the gradual reduction of AII benefits will impact your tax planning in the coming years.

Accelerated or immediate expensing is not the best option for every business. Depending on your financial situation and long-term plans, it may be better for you to depreciate assets over time. Speaking to a tax expert about CCA and whether you're eligible for tax incentives is essential.

What If I Want To Sell My Fixed Assets?

If you have depreciable assets to sell, it may be better to wait until the new fiscal year. The delay lets you claim another year of capital cost allowance (CCA) in the current tax year.


However, any gains on the fixed asset will also be included in your income the following year, and the CCA will be reduced by deducting the sale proceeds.

What If I Need To Repair My Fixed Assets?

A capital expense is the cost of a repair that provides a lasting benefit or advantage. For example, if you installed vinyl siding on the exterior walls of your garage or shop, which you have claimed as a capital expense, you are extending the useful life of your property. This will need to be included in your CCA for that fixed asset.

Vehicle maintenance, like an oil change, is not considered a capital expense but is a tax-deductible expense.

We recommend working with a tax specialist to determine the classes and application of CCA to lower your income tax.



Audits and Accurate Record-Keeping

There are three main reasons that individuals and small businesses are selected for an audit:

1. As part of a **random selection**.
2. As part of a **specific group** or industry known for compliance issues.
3. As part of a **secondary review** of a spouse, investor, supplier, or subsidiary of an individual or company on which the CRA is already doing a primary audit.

Being aware of these and the following audit triggers could help you reduce the chance of an audit:

A NOTE ABOUT CLAIMING LOSSES:

The CRA will check very closely any losses claimed on investments in small business corporations, mainly because the tax rules regarding allowable business investment losses are so complex..

The Nine Most Common Audit Triggers

1. **Unreported Income:** Discrepancies between reported income and various sources of income, such as employment, self-employment, rental income, investments, etc., can lead to audits.
2. **Significant Fluctuations or High Expenses:** Drastic changes in income or unusually high expense claims compared to previous years or industry standards may raise red flags.
3. **Significant Business Losses:** Consistent business losses or losses that seem disproportionate to the industry's norms might attract attention.
4. **Claiming Business Expenses for Personal Use:** A common audit trigger is trying to [deduct personal expenses as business expenses](#).
5. **Home Office Expenses:** Claiming home office expenses that are not legitimate or exaggerated can trigger an audit.
6. **Foreign Income and Assets:** Failure to report income earned abroad or declare foreign assets can lead to scrutiny.
7. **Non-Compliance with Tax Laws:** Consistent failure to comply with tax laws, late filings, or non-payment of taxes may increase the likelihood of an audit. Failure to remit source deductions for employees, such as tax, Canada Pension Plan, and employment insurance, regularly or failing to pay your GST/HST or provincial-level sales tax correctly and on time could also lead to an audit.
8. **Inconsistent Information:** Inaccurate or conflicting information could attract attention across different tax-related documents, such as T4s, T5s, and T4As.
9. **Unusual Tax Deductions or Credits:** Claiming tax deductions or credits uncommon in the taxpayer's situation or not supported by proper documentation can lead to audits.

Your Best Defense: Accurate Records

The law requires you to keep records of all your transactions to support your income and expense claims. Otherwise, you could face hefty fines and penalties if questioned or audited.

Whether you use paper or go digital, creating a process and system to file and track your book entries is essential. The benefits of good record-keeping go beyond protecting yourself in the case of an audit. They help you understand your business's financial position, assist with business planning, and satisfy lenders when you apply for a loan or additional credit.

Here are some of the best practices we recommend to our tax Members:

- **Always File Your Backups:** Your records may be inspected by tax auditors. They should be filed along with cancelled cheques and other vouchers to support your book entries, either in paper or electronic form.
- **Keep Records for Six Years:** Keep your records for at least six years after your last Notice of Assessment (NOA), as far back as the CRA will ask to see them in an audit. You can keep the physical receipts or digital copies.
- **Support Reported Income with Original Documentation:** Make sure original documents, such as sales invoices, bank deposit slips, fee statements, contracts, and receipts, support the income you report.
- **Save and File Itemized Receipts for Expense Claims:** The CRA won't accept your bank or credit card statements to justify deductible business expenses—you need an itemized receipt that includes the date of the purchase, name and address of the seller or supplier, your name and address, the full description of the goods or services and the seller's business number if they register for GST/HST. The CRA could disallow your expense claims if you don't have receipts.

Sub-Contractor Payments and Paperwork

Individuals, partnerships, trusts, or corporations that obtain more than 50% of business income from construction and make payments of over \$500 to subcontractors must report the amount paid or credited using a [T5018 slip – Statement of Contract Payments](#).

Payments to independent contractors and subcontractors can be reported on a calendar-year or fiscal-year basis and are due 6 months after the reporting period.

A T5018 slip must be filed for any payment over \$500. One T5018 slip is filed for each independent contractor, and a summary slip is reported to the CRA.

To report payments to subcontractors for construction work, including any GST/HST and provincial/territorial sales tax, you must:

- Complete the T5018 slip
- Complete the Statement of Contract Payments, or
- Provide a listing of all payments made to subcontractors on a line-by-line basis in column format with all the information required on the slip.

The listing needs all the summary information, including the total payments to each subcontractor, the total number of subcontractors who received these payments, and the signature of an authorized person.

This applies even if you are a Canadian resident paying another Canadian resident for construction services outside Canada.

Avoiding this paperwork is very costly. The CRA issues late filing penalties based on the number of T5018 slips filed late and the number of days late, and the interest accrues until paid in full.

Motor Vehicle Expense Records

If you are self-employed and use your vehicle to earn income, this is considered business use of a vehicle. This means you can deduct a portion of vehicle expenses, such as fuel and maintenance, based on your mileage. You can claim the cost of the vehicle over time through [Capital Cost Allowance \(CCA\)](#).

Business use of vehicles also includes trips to pick up parts. If you do not store your truck on your property, the travel between where you store your rig and your home is not considered business travel.

If you use your vehicle for personal and business reasons, you can only deduct the portion of the expenses you use to earn income. You can also deduct parking expenses and supplementary business insurance. Just ensure you're on the right side regarding the [CRA's definitions of the type of vehicle you own](#).

To protect yourself during an audit, keep an accurate record of your driving distances and related expense receipts.

How to Keep an Audit-Proof Mileage Log

A mileage log is essential to back up your deduction. You'll want to make sure to capture specific business travel details of all trips made during each tax year, including:

- Date
- Starting point
- Destination
- Purpose of your trip
- Starting mileage
- Ending mileage
- Total kilometres driven on the trip

What Records Do You Need Besides A Logbook?

Aside from a copy of your logbook for the CRA, keep all your receipts for automobile expense deductions. Again, keeping your receipts organized is critical to protecting yourself during an audit. Remember, anything about the vehicle is an eligible expense if it's a business vehicle.

Don't lose receipts because if you do, you lose out on deductions. We recommend keeping your logbooks and associated receipts for seven years (six years after your last Notice of Assessment). If the CRA ever challenges your automobile expenses or reassesses you after filing, you will have all the proof you need.

What If You've Purchased Or Leased A Vehicle?

If you purchase a vehicle, you can claim the cost of the vehicle over time through the Capital Cost Allowance (CCA).

The CRA has different rules (particularly as they relate to Capital Cost Allowance) based on its [definition of the type of vehicle](#). They also have rules about joint ownership and leasing. Your best bet is to talk to a tax pro to ensure you correctly apply your deductions and CCAs.

How Do You Calculate and Deduct Vehicle Expenses?

It would be best to record your total kilometres for the year and the kilometres you drove while earning income each year.

When you file your taxes, you will use your logbook to calculate the percentage of your vehicle used to earn income. You will then use this percentage to determine how much you can deduct to lower your tax bill.

Let's look at an example:

Odometer reading beginning of the year	12,000 km
Odometer reading end of the year	70,000 km
Total km driven for the year (70,000 km – 12,000 km)	58,000 km
Kilometres logged as business use of vehicle	32,000 km
Percentage of deductible vehicle expenses (32,000 km ÷ 58,000 km)	55%
Annual vehicle expenses	\$ 9,000
Multiply annual vehicle expenses by use percentage	55%
VEHICLE DEDUCTION AMOUNT	\$ 4,950

If you use more than one vehicle for your business, keep a separate record showing the total kilometres driven in one year, the business kilometres driven, and all the associated expenses with each vehicle. You'll have to calculate the costs separately for each car.

For more information on depreciable property, see [Capital Cost Allowance for Contractors and Trades](#).



RAY BUSCHOLL, REGINA

My experience with FBC has been great. **You will not find a better person than Fred and Terry in the office is fantastic.** Have been with FBC for 40 plus years.

Vehicle Expenses for Corporations

Corporations may deduct all reasonable vehicle expenses (subject to limits imposed through the Income Tax Act). There is some complexity, however, when it comes to shareholders and employee use of vehicles.

A shareholder of a corporation may use a vehicle supplied by the corporation for purposes other than the corporation's business. The shareholder's personal use of a vehicle that is either owned or leased by the corporation is a taxable benefit to the shareholder if the shareholder is also an employee and has access to the vehicle in their capacity as an employee.

If the vehicle is made available to a shareholder who is not also an employee, the value of the benefit is included in the shareholder's income as a "benefit conferred on a shareholder."

If an employee uses a company-owned vehicle for personal reasons or is given an allowance to an employee that uses their own vehicle, the employee may be in receipt of a taxable benefit.

It's crucial for corporations to maintain detailed records of both business and personal use of company vehicles. These records should include mileage logs, dates of use, and the purpose of each trip. Accurate record-keeping is essential for properly calculating taxable benefits for shareholders and employees, as well as for supporting the corporation's vehicle expense deductions. Without proper documentation, the CRA may disallow deductions or assess additional taxable benefits, potentially resulting in unexpected tax liabilities.

As with all aspects of corporate tax planning, consistent and thorough record-keeping is key to ensuring compliance and maximizing legitimate deductions.

The Three Most Common Tax-Filing Errors and How To Avoid Them

An experienced tax specialist will ensure you're claiming everything you can and point out deductions you may be missing. One of the first things we do for new clients at FBC is to analyze tax returns from the last three years.

Here are the three most common mistakes we see business owners (or other tax providers) make:

1

Missed Carry-forward Balances

Don't forget to claim carry-forward balances like inventory amounts, home office expenses, tax credits, and losses.

2

Not Optimizing Net Income

Maximize net income by avoiding over-claiming capital cost allowance (CCA) and missed optional inventory amounts (OIA).

3

Capital Cost Allowance Errors

Ensure accurate capital cost allowance (CCA) claims by applying the one-half year rule and correctly classifying new capital additions.



Preparing Your Employees for Tax Time

If you have employees, you must meet all your tax-related employer obligations. The first step is understanding the nature of your business relationship with them.

Employee Versus Contractor

[The Canada Revenue Agency \(CRA\)](#) considers various factors to determine whether a worker is an employee or an independent contractor. Key distinctions include:

- **Control:** Employees typically work under the direction and control of an employer, while contractors have more autonomy and independence in how they perform their work.
- **Tools and Equipment:** Employees often use tools and equipment provided by the employer, while contractors usually provide their own.
- **Risk of Loss and Chance of Profit:** Contractors bear the financial risk and potential for profit or loss associated with their work, while employees are typically paid a fixed salary or wage.
- **Benefits:** Employees often receive vacation pay, sick leave, and health insurance, while contractors are typically responsible for their benefits.

It's important to note that the CRA considers the overall relationship between the worker and the payer, not just individual factors. If you need clarification on a worker's classification, consult a tax expert or the CRA directly.

If you earn over 50% of your income from construction and have paid sub-contractors more than \$500, you must fill out a T5018 slip – Statement of contract payments.

See Sub-Contractor Payments and Paperwork on [page 37](#).

Payroll Obligations

If you have employees, you must obtain a Business Number from the CRA and register for payroll deductions and remittances. In Canada, you are legally required to withhold and remit the following taxes:

- **Income Tax:** Withhold the correct federal and provincial income tax amount from employee pay.
- **Canada Pension Plan (CPP) and the second additional CPP contributions (CPP2):** Deduct and remit employee and employer CPP contributions.
- **Employment Insurance (EI) Premiums:** Deduct and remit employee and employer EI premiums.
- **Provincial Payroll Taxes:** Comply with provincial payroll tax laws, such as registering and paying Workers' Compensation Board (WCB) premiums.

NOTE: As an employer, you must calculate, withhold and remit the CPP2 contributions as you would with base and first additional CPP contributions. To learn more, read, [“CPP Enhancement 2024: A Comprehensive Guide for Employers.”](#)

T4 Reporting Requirements

Employers in Canada must issue T4 slips to their employees by the last day of February following the calendar year. These slips summarize the employee's income and deductions for the year, including income tax, CPP, and EI. Employers must also file a T4 Summary with the CRA by the same deadline.

Electronic filing is mandatory for employers with more than five T4 slips. Failure to meet these deadlines or filing requirements can result in penalties from the CRA.

Form T2200 – Declaration of Conditions of Employment

If your employees are required to work from home due to a work agreement (either verbally or as part of their employment contract), they may be eligible to claim certain work-related expenses on their tax returns.

As such, employers are obligated to complete Form [T2200, Declaration of Conditions of Employment](#), which outlines the specific home office expenses your employee must cover. Otherwise, your employee cannot claim them.

Do Your Employees Use Their Personal Vehicles for Work?

If your employees are required to use their vehicles for work or work-related travel, you can either compensate them or require them to pay for the expenses they incur themselves.





If You Provide an Automobile or Motor Vehicle Allowance or Reimbursement to Your Employee

This is any payment you give your employees to compensate them for using their vehicle for work. This payment may be a taxable benefit, depending on the amounts you pay your employees and whether they keep detailed records. If you pay your employee an allowance or reimbursement based on what the CRA considers a reasonable per-kilometre rate, it is generally not considered a taxable benefit.

To figure out whether you are providing your employee a taxable benefit, go through the steps listed on the CRA's website under "[Automobile or motor vehicle benefits – Allowances or reimbursements provided to an employee for the use of their vehicle.](#)"

Your employee may qualify for motor vehicle deductions if the allowance is considered a taxable benefit. In this case, as an employer, you again need to fill out T2200 correctly so they can claim the expense and get the deduction.

If You Do Not Provide an Automobile or Motor Vehicle Allowance or Reimbursement to Your Employee

If you require your employees to use their vehicles to complete their job functions but do not compensate them or provide a non-taxable allowance, they may be eligible to claim certain motor vehicle expenses as tax deductions. Again, you must fill out the T2200 so they may do so. For more about eligibility requirements, visit the CRA's website under "[Allowable motor vehicle expenses – Salaried employee expenses.](#)"

What If You Provide Your Employee with a Company Automobile or Motor Vehicle?

In cases where you provide an automobile or motor vehicle for your employee to complete their job functions, it is generally not considered a taxable benefit unless they use it for personal driving. For more details, visit the CRA's website under "[Automobile provided by the employer,](#)" or "[Motor Vehicle provided by the employer.](#)"

Do You Have an Expert in Your Corner?

An experienced tax specialist who understands you and your business can be the difference between taking a loss and making a profit. They should give continuous and ongoing support to help you focus on running your business and achieving your goals. They should help you:

- Keep your books and records in order
- Track your progress and compare past and present performance
- Plan and forecast future financial positions and provide accurate information to help you make sound business decisions
- Understand your business and have experience preparing tax returns specific to your industry
- Keeps you informed about tax code changes and how they may affect your bottom line.

2024 Tax Updates You Should Know About

The federal government has brought in numerous tax reform measures in the last few years, many of which took effect in 2024. Your tax provider should be keeping you up to date about how they may affect you and your tax situation, but just in case, here is an overview of some of the most significant changes:

CAPITAL GAINS INCLUSION RATE

There was a lot of misinformation swirling around about capital gains changes this past year, so let's bust some of the more common myths:

- **Inclusion Rate vs. Tax Rate:** The inclusion rate is a portion or percentage of capital gains added to your taxable income and taxed at the [marginal rate](#), not the entire tax rate you pay. You will not be taxed at 50%!
- **Impact Breakdown:** Individuals benefit from a 50% inclusion rate on the first \$250,000 of annual capital gains. Anything over that faces a 66.67% rate. Corporations and trusts see a flat 66.67% rate for all capital gains (earned after June 25, 2024).
- **Gifting and Capital Gains:** Gifting an asset triggers a capital gains tax based on its Fair Market Value (FMV), not the sale price. Any change in ownership status of an asset may trigger a capital gain, even if no money changes hands.
- **Capital Loss Application:** Capital losses cannot be applied to personal-use property or [depreciable property](#). However, the capital cost of depreciable properties can be written off as a [Capital Cost Allowance \(CCA\)](#) over several years, following specific rules and rates.
- **Small Business Exemptions Remain:** The Lifetime Capital Gains Exemption (LCGE) limit on selling small business shares and farming and fishing property was increased to \$1.25 million (see [page 47](#)).



JAMIE-LYN CORR, GRANDE PRAIRIE

Jim has been working with our family for years. He does great work for us, is always available for any questions we have, and our family truly enjoys working with him.

We love the convenience of having Jim come to our place and do all our family member's taxes at the same time.

INTERGENERATIONAL BUSINESS TRANSFERS (IBT)

[Bill C-59](#) recently brought changes to the Intergenerational Business transfer (IBT) tax rules, allowing two options for business share transfers:

- **Immediate IBT:**

- Parents immediately and permanently transfer both legal and factual/effective control.
- Immediate transfer of majority of voting shares.
- Parents must not own shares other than non-voting preferred shares within 36 months (3 years) after the disposition.
- Parents transfer management of the business within 36 months after the disposition.

- **Gradual IBT:**

- Parents immediately and permanently transfer only legal control.
- Immediate transfer of majority of voting shares.
- Parents must not own shares other than non-voting preferred shares within 36 months (3 years) after the disposition.
- Parents transfer business management within 60 months (5 years) after the disposition.
- Within 10 years after the disposition, the fair market value of all debt and equity previously owned by the parents is reduced below 30% or 50% of their original amount, depending on whether the shares disposed of were Qualified Small Business Corporation (QSBC) shares or Qualified Family Farm Corporation (QFFC) shares.

LIFETIME CAPITAL GAINS EXEMPTION (LCGE)

[Bill C-69](#) increased the Lifetime Capital Gains Exemption (LCGE) for selling small business shares and qualified farm and fishing property from a little over \$1 million to \$1.25 million.

ALTERNATIVE MINIMUM TAX (AMT)

Alternative Minimum Tax (AMT) was introduced in 1986 to address concerns that some individuals and trusts with high gross incomes paid little or no income tax. In the past, it has only applied to individuals with significantly high incomes. However, [recent changes to the AMT](#) have broadened its tax base, potentially making the tax apply to more Canadians. Here is a run-down of the changes:

- **Higher AMT rate:** Increased to 20.5%, resulting in higher taxes for those subject to AMT (up from 15%).
- **Increased exemption:** The basic exemption rose to \$173,206, reducing the number of middle-income taxpayers affected (up from \$40,000).
- **Expanded tax base:** More income types and deductions are now included in AMT calculations:
 - Capital gains inclusion increased to 100% (up from 80%).
 - Deductions for capital losses and business investment losses were reduced to 50%.
 - Employee stock option benefits are now fully included.
 - 30% of capital gains on donated shares or stock options are included.
 - Certain deductions (e.g., interest or carrying charges to earn property income, certain employment expenses, etc.) and non-refundable tax credits (e.g., basic personal amount, medical expenses, etc.) are reduced to 50%.
- **Changes to credits and deductions:**
 - Charitable donation tax credits were reduced to 80% (down from 100%).
 - Deductions for guaranteed income supplement, social assistance, and workers' compensation are now allowed.
 - Federal logging tax credit can now be claimed.
 - Certain denied credits, like investment tax credits, can now be carried forward.
- **Trusts:** Graduated rate estates and qualifying employee ownership trusts are exempt from AMT, but other trusts are more likely to pay it because the basic exemption has been removed.

While it's easy to dismiss the AMT as a rich person's tax, remember that it applies to ALL taxable income, including the proceeds generated from the sale of property assets and any capital gains. Business owners looking to sell or transfer their business or other assets need to understand the implications of the AMT, especially if they have a business transition plan.

CANADA PENSION PLAN ENHANCEMENT (CCP2)

The [second tier of contributions \(CPP2\)](#) began on January 1, 2024. In this tier, higher-income earners pay more CPP contributions than the regular or base CPP they already pay.

Here is how it works:

- **First Earnings Ceiling:** This is the year's maximum pensionable earnings (YMPE) or the maximum income level subject to base CPP. **In 2024, it's \$68,500.**
- **Second Earnings Ceiling:** This is the year's additional maximum pensionable earnings (YAMPE) or the maximum additional level of income subject to the CPP2. **In 2024, it's \$73,200**, and it will increase by approximately **14% in 2025**.

The CPP2 rate is calculated based on a percentage of the income earned between the first and second earnings ceilings. **The CCP2 contribution rates are:**

- **4% for both employers and employees**
- **8% for self-employed**

If your business is incorporated, you'll want to consider the compensation option that best suits your tax situation. While taking dividends may help from a cash flow and tax perspective, only a salary will create an RRSP contribution room and give you access to other tax benefits, like CPP and EI. Your tax provider should provide scenarios for both options so you can make an informed decision.



You Need More Than a Tax Return, You Need a Tax Partner

Margins are tighter than ever, and with wide-sweeping tax reforms, Canadian business owners must ensure they have a tax provider that does more than the bare minimum. But how do you know if you've got the best person for the job?

5 Signs You've Found the Right Tax Provider

A good tax provider does more than file your taxes on time. They offer strategic advice, support during audits, and peace of mind. Here are five key signs you've found the right one:

1

Proactive Tax Planning: A great tax provider isn't reactive; they're proactive. They'll look beyond the current year and develop a long-term tax strategy to minimize your tax burden and maximize your financial goals.

2

Audit Support: No one wants to be audited, but it can happen. A reliable tax provider will advocate for you, guide you through the process, and protect your interests.

3

Transparent Communication: Your tax provider should keep you informed. They should explain your tax situation clearly, answer your questions, and provide regular updates.

4

Comprehensive Financial Services: A holistic approach to financial health is invaluable. A good tax provider can offer additional services such as bookkeeping, payroll, and economic consulting.

5

A Partnership, Not Just a Transaction: A true partner understands your business and its unique needs. They'll work closely with you to identify opportunities for tax savings and provide ongoing support.


By choosing the right tax provider, you're not just choosing a service; you're choosing a partner who can help you achieve your financial goals.

How to Get Ready for Your Tax Prep Appointment

Accurate information is essential for preparing a tax return. Every detail matters, from income statements to tax receipts and GST/HST reconciliations. Missing or inaccurate information can undermine even the best tax strategy, potentially leading to missed deductions and higher tax bills.

An integrated approach offers significant advantages by combining tax expertise with precise bookkeeping and payroll. By accessing complete and accurate financial records, tax professionals can optimize your return, identify potential deductions, and minimize your tax liability.

The added benefit is peace of mind. Should the CRA ever request further information, you'll have the comprehensive documentation to support your tax filing.



Tax Preparation Checklist for Contractors and Trades

We created this checklist and overview of tax deductions for our Members to help optimize their taxes. Feel free to use it to help you file your tax return and lower your tax bill.

As always, we recommend connecting with a tax specialist if you need clarity or have questions about your personal and business tax situation.

The following pages summarize the documents you'll need to file your tax return if you're self-employed or a small business owner, along with a list of business deductions you can use to lower your tax bill.

BUSINESS RECORDS

- ☐ Deposit slips
- ☐ Bank statements
- ☐ Business credit card statements
- ☐ Income records
 - ☐ Sales invoices
 - ☐ Receipts
 - ☐ Bank deposit slips
 - ☐ Fee statements
 - ☐ Contracts
- ☐ Loan Agreements and year-end balances statements
- ☐ Detailed year-end inventory listing
- ☐ Receipts on capital purchases or sales in 2024

IF YOU HAVE EMPLOYEES AND/OR SUBCONTRACTORS

- ☐ T4SUM: Summary of Remuneration Paid
- ☐ Worker's compensation payments or benefits
- ☐ Payroll, source deductions and taxable benefits for employees
If you make payments to subcontractors (construction only)
- ☐ T5018: Statement of Contract Payments

TAX SLIPS, CORRESPONDENCE AND RECEIPTS

- ☐ 2023 Tax Return(s)
 - ☐ T1, T2125
- ☐ 2023 Notice(s) of Assessment
- ☐ CRA correspondence received throughout the year
- ☐ Instalment payments made for income tax, GST/HST/PST and payroll
- ☐ T4: Statement of remuneration paid
- ☐ T4A: Pension, retirement, annuity, and other income
- ☐ If you're in a partnership, also include:
 - ☐ T5013: Partnership information return

IF YOU'RE INCORPORATED, ALSO INCLUDE:

- ☐ T2: Incorporation income tax return for 2023
- ☐ Shareholder transactions and dividends
- ☐ T2 Financial Statements
- ☐ T5SUM: Return of Investment Income
- ☐ Articles of Incorporation
- ☐ Annual Registry Return

INVESTMENT INFORMATION:

- ☐ RRSP contribution slips
- ☐ T3 slips
- ☐ T5 slips
- ☐ TFSA Transactions
- ☐ T5008 Statement of Security Transactions
- ☐ Stock purchases and sales invoices

PERSONAL RECEIPTS (T1 ONLY)

- ☐ Receipts for eligible medical expenses
- ☐ Receipts for charitable donations
- ☐ Tuition or educational expenses
- ☐ Interest paid on student loans
- ☐ Childcare expenses
- ☐ Moving expenses

BUSINESS DEDUCTIONS

- ☐ Advertising
- ☐ Bad debts
- ☐ Business taxes, licenses, and memberships
- ☐ Business insurance premiums
- ☐ Charitable donations
- ☐ Delivery, freight and express costs
- ☐ Depreciation expenses (Capital Cost Allowance)
- ☐ Interest and bank charges
- ☐ Legal and accounting fees
- ☐ Meals and entertainment
- ☐ Motor vehicle expenses
 - ☐ License and registration fees
 - ☐ Fuel and oil costs
 - ☐ Insurance
 - ☐ Interest on money borrowed to buy your vehicle
 - ☐ Maintenance and repairs
 - ☐ Leasing costs
 - ☐ Parking fees (business only)

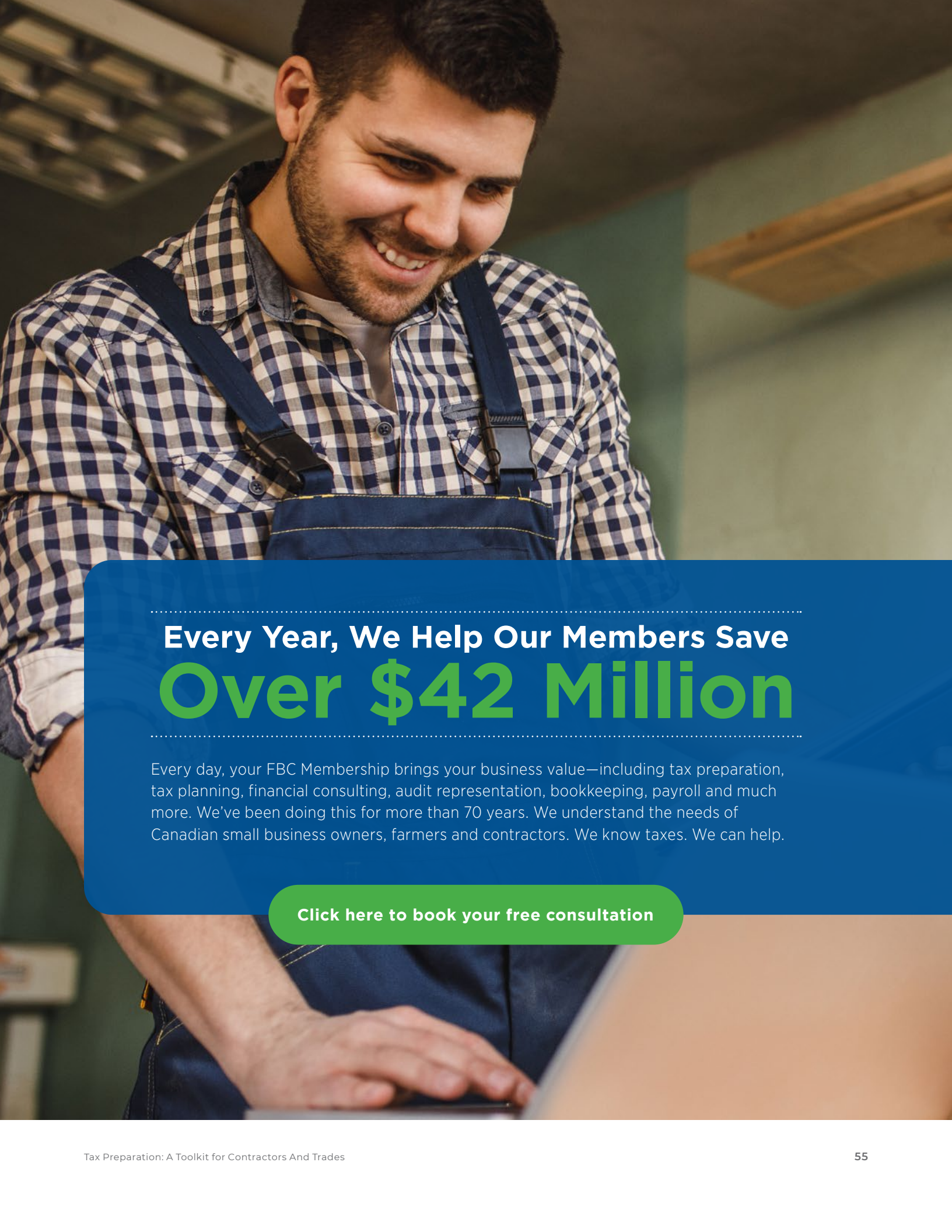
- ☐ Office expenses, stationery, and supplies
- ☐ Payment Processing Fees
- ☐ Property leasing costs and taxes
- ☐ Repairs and maintenance
- ☐ Salaries, wages, and benefits incurred by you as an employer
 - ☐ Gross salary amount paid to employees
 - ☐ Employer paid CPP and EI contributions
 - ☐ Employer paid premiums for sickness or disability insurance
- ☐ Tools and Equipment (under \$500)
- ☐ Telephone and utilities
- ☐ Travel expenses
- ☐ Utilities

DO YOU WORK FROM HOME?

- ☐ Business use of home expenses
 - ☐ Cleaning materials
 - ☐ Electricity
 - ☐ Heating
 - ☐ Home insurance
 - ☐ Mortgage interest
 - ☐ Property taxes
 - ☐ Portion of rent paid

For more free tax and business resources, please visit www.fbc.ca/learn

Click here to book a consultation

A man with a beard and short dark hair, wearing a blue and white plaid shirt and dark blue suspenders, is smiling while looking down at a laptop. He is in a workshop or garage setting with wooden beams and a concrete wall in the background.

Every Year, We Help Our Members Save **Over \$42 Million**

Every day, your FBC Membership brings your business value—including tax preparation, tax planning, financial consulting, audit representation, bookkeeping, payroll and much more. We've been doing this for more than 70 years. We understand the needs of Canadian small business owners, farmers and contractors. We know taxes. We can help.

[Click here to book your free consultation](#)



For more free tax
and business resources,
please visit www.fbc.ca/learn

[Click here to book a consultation](#)

